

TABLE OF CONTENTS

Preface – by David Demsey	i
Introduction – by Randy Brecker	iii
Foreward – by Larry Dunlap	iv
How to Use This Book – by Chuck Sher	v
Interview – Michael Brecker on Practicing	vii
BOOK I – Classwork at Indiana University – 1967.	1
BOOK II – Early 1970s in New York.	13
BOOK III – 1973 through 1975	23
BOOK IV – 1976 through 1984	63
BOOK V – 1985 through 1990	89
BOOK VI – 1992 through 2002	105
APPENDIX I	119
Lead Sheets and Transcribed Solos / More on Transcribing by Steve Khan	
APPENDIX II	122
Saxophone-Specific Exercises	
APPENDIX III	129
Sample Pages from Original Notebooks	
Related Publications from Sher Music Co.	132
Sher Music Co. Catalog	133

39)

40) Fast

41)

42) Practice time in fingers - no tonguing


43)

44)

45)

46)

280) B^MI⁷ E⁷ A




281) D^MI⁷ G⁷ C



282) Practice high chords

283) G⁷ C⁷ F⁷ B^b



284)



285) A^MI⁷ D⁷ G



286)



287) George Young



288) Bill Swartz



289)



37)



38) Harrell



39) Fast




40)





41) Hal

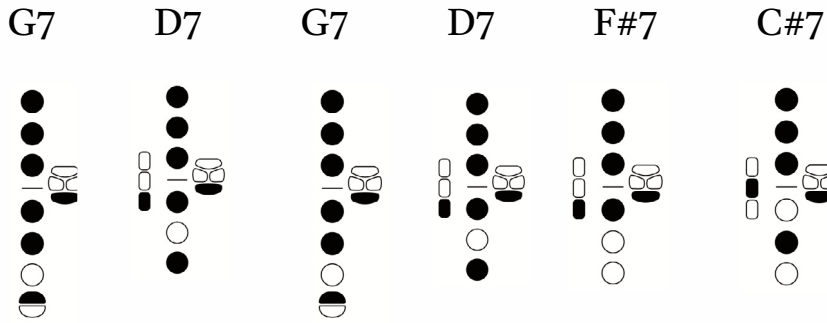
$C^{7(\#11)} = D^{7(b13)} E_{MI}^{9(b5)} F_{\#}^{7(alt.)} G_{MI}^{(MA7)} A_{MI}^{6(b9)} A^{7(b9)}_{SUS} B_{bMA}^{7(\#5)}$



42) Pentatonic Scales



10) Blues (Chords)

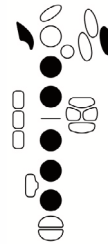


11) High Eb fingering for C
Add E for C#

12) High G# - Play high A fingering with
Also Mike Simms fingering

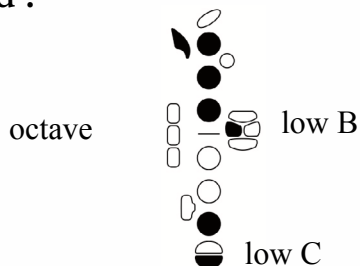
13) High Bb is High A plus side High D

Try double lip playing



14) G triad !

GOOD!



(continued)